

# **Middle School Induction**

The slide features five decorative circles of varying shades of light purple. One circle is white with a light purple outline, positioned behind the word 'Induction'. The other four are solid light purple, arranged in a pattern around the text.

**Head of Middle School:**

**Mrs M.J. Jenner (Head of Year 11)**

**Assistant Heads of Middle School:**

**Mr B.W. Denham (Head of Year 10)**

**Mrs L.C. Drummond (Head of Year 9)**

# Tutor Group information



- **9J**      **Mr Green**
- **9M**      **Mr Duckett**
- **9O**      **Mr Bull**
- **9P**      **Mrs Drummond**
- **9W**      **Miss Guadas**

# Year 9 – Important Times



## Spring Term

**January:**

**Full Report based on  
Autumn Term and January  
performance.**

**February:**

**Options Information Evening  
for parents**

**March:**

**Parents' Evening  
Options decisions made**

# Year 9/10 – Important Times

## Summer Term

**May:**

**Assessment Week**

**June:**

**Exam results report**

## Year 10

**Autumn Term:**

**GCSE Target setting**

**Grade Reports**

**Spring Term:**

**By Invitation Parents’  
Evening, EOY Examinations**

**Summer Term:**

**Exam Reports, Parents’ Evening,  
Academic Assessment Interviews**





# **Year 11 - Important Times**

**Grade reports (October)**

**Year 12 Recruitment and applications**

**GCSE Prelims (November/December)**

**Full Reports and Parents' Evening (January)**

**Academic Assessment Interviews**

**GCSE Exams begin (May)**

**Book Collection**

**GCSE Exam Results**



# **Work - What Is Expected?**

- **Submitted regularly and punctually**
- **Up to 40 minutes of homework per day per subject allocated (1 hour for Art every fortnight)**
- **Coursework is your responsibility**
- **Catching up missed work is your responsibility**

# Middle School Dress Code

## × Blazer

× To be worn to and from School, and to and from lessons

● Grey / black trousers

● White / light grey / light blue shirt - Tucked in and top button done up

● School tie

● Of suitable length

● Done up to collar



# Middle School Dress Code

- × **Jumpers (if worn they are not to be worn without a blazer)**
  - × **V - neck**
  - × **Plain grey or navy**
- × **Footwear**
  - × **Plain black or dark brown – smart, polish-able shoe**
  - × **No trainers or trainer-styles**
  - × **No white or vivid coloured socks or trainer socks**





# Middle School Dress Code

## ✘ Hair

- ✘ Neat and tidy; conventional style
- ✘ Your natural colour
- ✘ No longer than collar length
- ✘ No facial hair



# Middle School Dress Code

## × Games Kit:

× Games: all year groups - Thursday

× PE: 9O and 9J Monday; 9W Tuesday; 9P and 9M Friday

× **ONLY SCHOOL-APPROVED GAMES KIT TO BE WORN**



# Attitudes Towards Others

- **Set an example for younger pupils**
- **Respect others in the Middle School**
- **Be polite to older pupils and prefects**
- **Be polite to teachers and other staff**

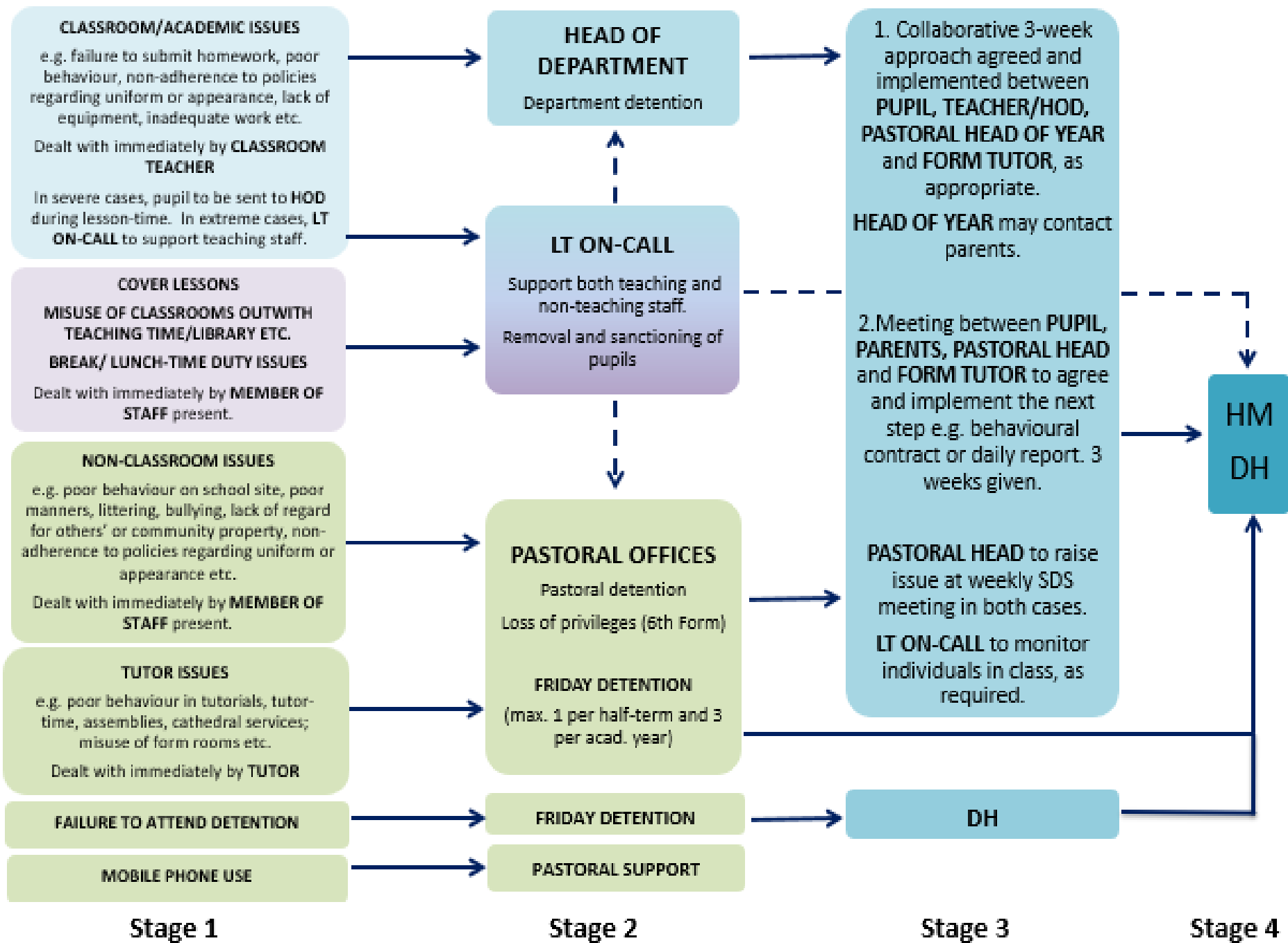


# CLASSROOM BEHAVIOUR



- ✘ Seating plans
- ✘ Attention and focus
- ✘ Late attendance/ music lessons
- ✘ Behaviour Policy

## BWS: STAGES OF DISCIPLINE



# Academic & Personal Problems - Who Can Help?

- ✘ A friend
- ✘ Your teacher
- ✘ Your form tutor
- ✘ Another teacher of the subject
- ✘ Head or Assistant Heads of Middle School
- ✘ Senior Tutor
- ✘ SENCO/Learning support team
- ✘ School Nurse
- ✘ School Chaplain
- ✘ Pastoral Support Officer
- ✘ Safeguarding Team





Congratulation

Support  
Teamwork

Role of the  
Middle  
School  
Office/Heads  
of Year

Redress

Guidance



## Focus on the Task

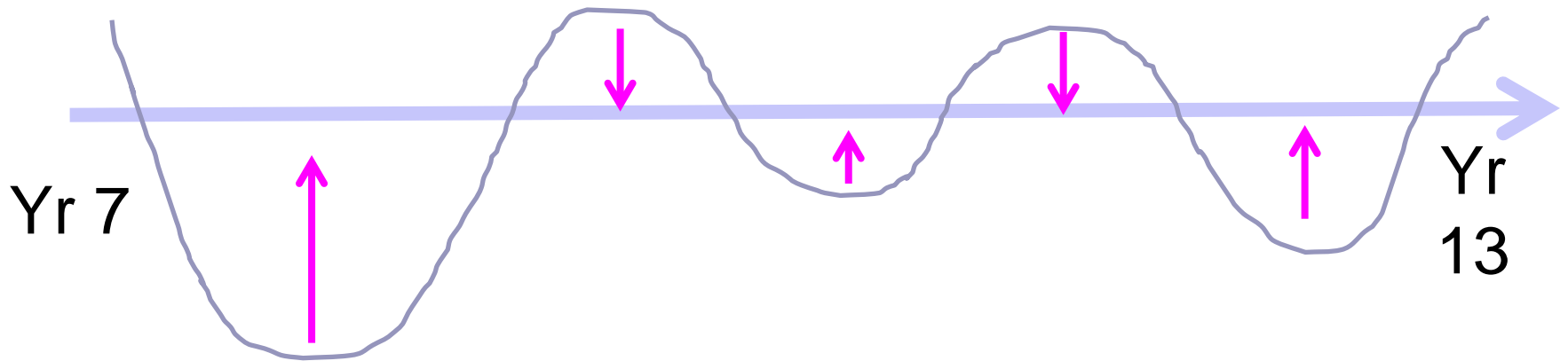
What does your future self look like?

## Have High Standards

- Independence
- Honesty
- Reliability
- Courtesy/Manners
- Service

## Communicate

- Call others out
- Seek support



## Be Resilient

- Peer Pressure
- Focus on what you want to achieve academically, on the sports pitch, creatively.....

## Take Part

- Get out what you put in
- Acknowledge where you are



The word "Choice" is centered in a large, bold, black font. It is surrounded by several light purple circles of varying sizes and opacities. Some circles are solid, while others are hollow outlines. The circles are arranged in a way that they appear to be floating around the text, with some overlapping it.

# Choice

an act of choosing between  
two or more possibilities

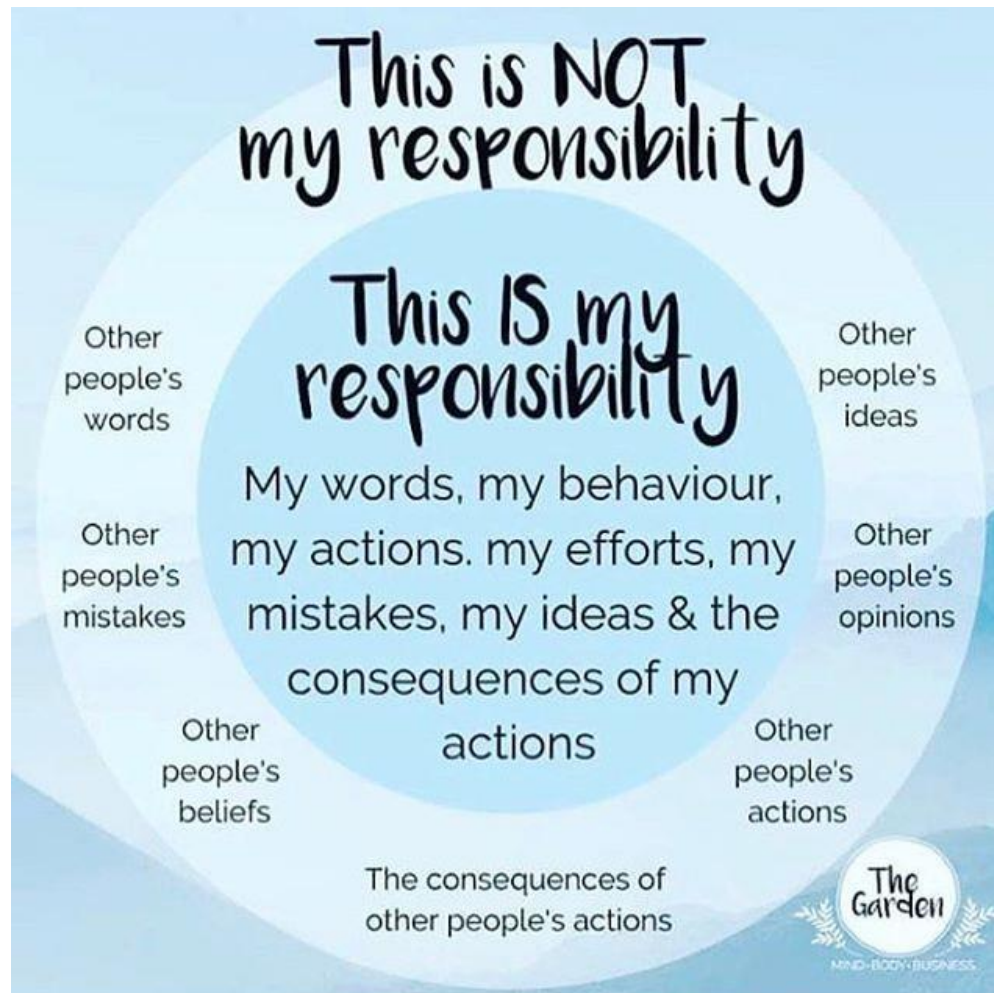
# Responsibility






The slide features several decorative circles in a light purple color. One solid circle is positioned behind the word 'Responsibility'. Another solid circle is to the left of the first definition. A third solid circle is behind the second definition. To the right of the text, there is a solid purple circle above an outlined purple circle.

the state or fact of  
having a duty to deal  
with something or of  
having control over  
someone

the state or fact of  
being accountable or to  
blame for something

# Your Behaviour is your choice and your responsibility





Mrs Drummond: - [lcd@bishopwordsworths.org.uk](mailto:lcd@bishopwordsworths.org.uk)

Mrs Jenner: - [mjj@bishopwordsworths.org.uk](mailto:mjj@bishopwordsworths.org.uk)

Mr Denham: - [bwd@bishopwordsworths.org.uk](mailto:bwd@bishopwordsworths.org.uk)